

# Study Abroad at Carnegie Mellon University

## Academic Year 2015 - 2016

### Office of International Education

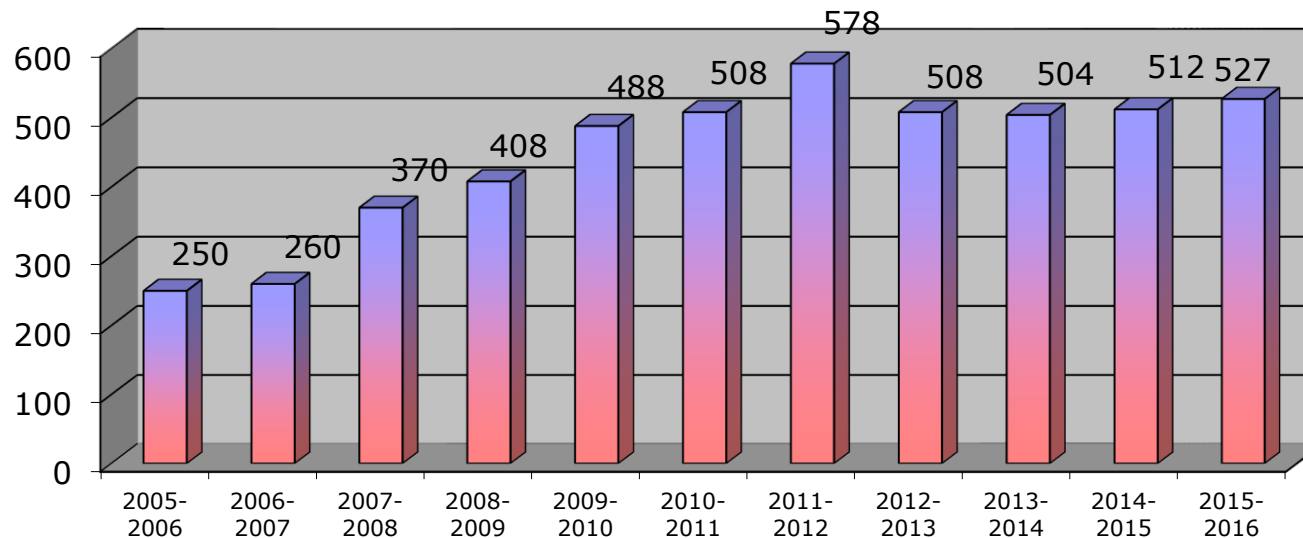
#### Type of Study Abroad

|                     |            |               |
|---------------------|------------|---------------|
| CMU Programs        | 296        | 56.2%         |
| Direct/External     | 175        | 33.2%         |
| Exchange Programs   |            |               |
| Department Exchange | 22         | 4.2%          |
| University Exchange | 13         | 2.5%          |
| Sponsored Programs  | 21         | 4.0%          |
| <b>TOTAL</b>        | <b>527</b> | <b>100.0%</b> |

#### Duration of Study Abroad

|                   |            |               |
|-------------------|------------|---------------|
| Academic Year:    |            |               |
| Academic Year     | 6          | 1.1%          |
| Fall 2015         | 51         | 9.7%          |
| Spring 2016       | 60         | 11.4%         |
| <i>Subtotal</i>   | <i>117</i> | <i>22.2%</i>  |
| Short-term:       |            |               |
| Spring Break 2016 | 230        | 43.6%         |
| Mini 4 2016       | 32         | 6.1%          |
| Winter Break 2016 | 13         | 2.5%          |
| Summer 2016       | 135        | 25.6%         |
| <i>Subtotal</i>   | <i>410</i> | <i>77.8%</i>  |
| <b>TOTAL</b>      | <b>527</b> | <b>100.0%</b> |

#### Study Abroad Participation Trends



# Study Abroad at Carnegie Mellon University

## Academic Year 2015 - 2016

### Office of International Education

---

#### Duration of Study Abroad Trends

|                 | <b>2015-2016</b> | <b>2014-2015</b> | <b>2013-2014</b> | <b>2012-2013</b> | <b>2011-2012</b> | <b>2010-2011</b> | <b>2009-2010</b> | <b>2008-2009</b> |
|-----------------|------------------|------------------|------------------|------------------|------------------|------------------|------------------|------------------|
| Academic Year:  |                  |                  |                  |                  |                  |                  |                  |                  |
| Academic Year   | 6                | 14               | 16               | 8                | 20               | 15               | 5                | 11               |
| Fall            | 51               | 79               | 59               | 56               | 71               | 69               | 58               | 58               |
| Spring          | 60               | 51               | 56               | 86               | 77               | 74               | 71               | 86               |
| <i>Subtotal</i> | <i>117</i>       | <i>144</i>       | <i>131</i>       | <i>150</i>       | <i>168</i>       | <i>158</i>       | <i>134</i>       | <i>155</i>       |
| Short-term:     |                  |                  |                  |                  |                  |                  |                  |                  |
| Spring Break    | 230              | 179              | 228              | 202              | 231              | 176              | 140              | 106              |
| Mini 4          | 32               |                  |                  |                  |                  |                  |                  |                  |
| Winter Break    | 13               | 19               | 3                | 0                | 25               | 26               | 19               | 1                |
| Summer          | 135              | 170              | 142              | 156              | 154              | 148              | 195              | 146              |
| <i>Subtotal</i> | <i>410</i>       | <i>368</i>       | <i>373</i>       | <i>358</i>       | <i>410</i>       | <i>350</i>       | <i>354</i>       | <i>253</i>       |
| <b>Total</b>    | <b>527</b>       | <b>512</b>       | <b>504</b>       | <b>508</b>       | <b>578</b>       | <b>508</b>       | <b>488</b>       | <b>408</b>       |

# Study Abroad at Carnegie Mellon University

## Academic Year 2015 - 2016

### Office of International Education

---

#### **Participants by College**

|              |            |              |
|--------------|------------|--------------|
| CFA          | 72         | 13.7%        |
| CIT          | 90         | 17.1%        |
| CMU          |            |              |
| BHA          | 11         | 2.1%         |
| BSA          | 2          | 0.4%         |
| BCSA         | 2          |              |
| SHS          | 12         | 2.3%         |
| Heinz        | 6          | 1.1%         |
| Dietrich     | 93         | 17.6%        |
| MCS          | 58         | 11.0%        |
| SCS          | 18         | 3.4%         |
| Tepper       | 163        | 30.9%        |
| <b>Total</b> | <b>527</b> | <b>99.6%</b> |

#### **Work/Volunteer Abroad**

|                     |            |               |
|---------------------|------------|---------------|
| Yes                 | 61         | 11.6%         |
| No or Not Disclosed | 466        | 88.4%         |
| <b>TOTAL</b>        | <b>527</b> | <b>100.0%</b> |

#### **International Students**

|                        |            |               |
|------------------------|------------|---------------|
| US citizens            | 440        | 83.5%         |
| International students | 87         | 16.5%         |
| <b>TOTAL</b>           | <b>527</b> | <b>100.0%</b> |

#### **Participants by Ethnicity**

|                                 |            |               |
|---------------------------------|------------|---------------|
| African-American                | 17         | 3.2%          |
| American Indian/Alaskan Native  | 1          | 0.2%          |
| Asian-American/Pacific Islander | 77         | 14.6%         |
| Caucasian (non-Hispanic)        | 90         | 17.1%         |
| Hispanic American               |            | 0.0%          |
| Multi-racial                    | 10         | 1.9%          |
| Not Disclosed                   | 332        | 63.0%         |
| Other                           |            | 0.0%          |
| <b>TOTAL</b>                    | <b>527</b> | <b>100.0%</b> |

#### **Participants by Gender**

|              |            |               |
|--------------|------------|---------------|
| Female       | 292        | 55.4%         |
| Male         | 235        | 44.6%         |
| <b>TOTAL</b> | <b>527</b> | <b>100.0%</b> |

#### **Carnegie Mellon Institutional Aid (self-disclosed)**

|                     |            |               |
|---------------------|------------|---------------|
| Yes                 | 110        | 20.9%         |
| No or Not Disclosed | 417        | 79.1%         |
| <b>TOTAL</b>        | <b>527</b> | <b>100.0%</b> |

Study Abroad at Carnegie Mellon University  
Academic Year 2015 - 2016  
Office of International Education

---

**Countries of Study**

|                        |    |       |
|------------------------|----|-------|
| Australia              | 9  | 1.7%  |
| Austria                | 1  | 0.2%  |
| Belize                 | 1  | 0.2%  |
| Bolivia                | 1  | 0.2%  |
| British Virgin Islands | 39 | 7.4%  |
| Chile                  | 3  | 0.6%  |
| China                  | 45 | 8.5%  |
| Colombia               | 1  | 0.19% |
| Costa Rica             | 4  | 0.76% |
| Croatia                | 1  | 0.19% |
| Cuba                   | 14 | 2.7%  |
| Czech Republic         | 1  | 0.2%  |
| Denmark                | 3  | 0.6%  |
| Dominican Republic     | 14 | 2.7%  |
| Ethiopia               | 4  | 0.8%  |
| Finland                | 1  | 0.2%  |
| France                 | 17 | 3.2%  |
| Germany                | 34 | 6.5%  |
| Ghana                  | 1  | 0.2%  |
| Guatemala              | 1  | 0.2%  |
| Haiti                  | 16 | 3.0%  |
| Honduras               | 10 | 1.9%  |
| Hong Kong              | 1  | 0.2%  |
| Hungary                | 2  | 0.4%  |
| Iceland                | 1  | 0.2%  |
| India                  | 1  | 0.2%  |
| Ireland                | 4  | 0.8%  |
| Israel                 | 19 | 3.6%  |
| Italy                  | 16 | 3.0%  |
| Japan                  | 27 | 5.1%  |

**Countries of Study (cont.)**

|                  |            |               |
|------------------|------------|---------------|
| Luxembourg       | 1          | 0.19%         |
| Madagascar       | 1          | 0.2%          |
| Marshall Islands | 2          | 0.4%          |
| Mongolia         | 1          | 0.2%          |
| Morocco          | 11         | 2.1%          |
| Netherlands      | 3          | 0.6%          |
| New Zealand      | 3          | 0.6%          |
| Nicaragua        | 36         | 6.8%          |
| Palau            | 2          | 0.4%          |
| Panama           | 41         | 7.8%          |
| Paraguay         | 1          | 0.2%          |
| Portugal         | 1          | 0.2%          |
| Qatar            | 18         | 3.4%          |
| Russia           | 1          | 0.2%          |
| Rwanda           | 14         | 2.7%          |
| Singapore        | 4          | 0.8%          |
| South Korea      | 5          | 0.9%          |
| Spain            | 34         | 6.5%          |
| Sweden           | 1          | 0.2%          |
| Switzerland      | 9          | 1.7%          |
| Taiwan           | 1          | 0.2%          |
| Tanzania         | 1          | 0.2%          |
| United Kingdom   | 43         | 8.2%          |
| Worldwide        | 1          | 0.2%          |
| <b>TOTAL</b>     | <b>527</b> | <b>100.0%</b> |

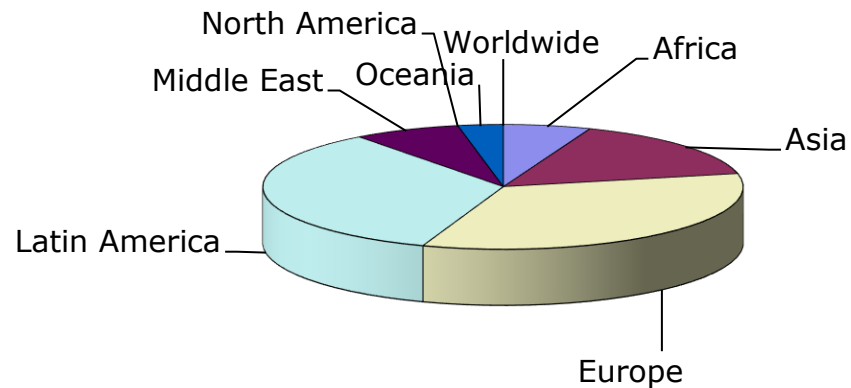
# Study Abroad at Carnegie Mellon University Academic Year 2015 - 2016 Office of International Education

---

## **Regions of Study\***

|               |            |               |
|---------------|------------|---------------|
| Africa        | 31         | 5.9%          |
| Asia          | 83         | 15.7%         |
| Europe        | 178        | 33.8%         |
| Latin America | 181        | 34.3%         |
| Middle East   | 38         | 7.2%          |
| North America | 0          | 0.0%          |
| Oceania       | 16         | 3.0%          |
| Worldwide     | 0          | 0.0%          |
| <b>TOTAL</b>  | <b>527</b> | <b>100.0%</b> |

## **Regions of Study**



Study Abroad at Carnegie Mellon University  
Academic Year 2015 - 2016  
Office of International Education

**Study Abroad Countries by College and Department**

| <b>CFA</b>     | <b>Arch.</b> | <b>Art</b> | <b>Design</b> | <b>Drama</b> | <b>Music</b> | <b>SDF</b> |
|----------------|--------------|------------|---------------|--------------|--------------|------------|
| Australia      |              |            |               | 2            |              |            |
| Austria        |              |            |               |              | 1            |            |
| Belize         | 1            |            |               |              |              |            |
| China          |              | 1          |               |              |              |            |
| Cuba           | 9            |            |               | 4            |              |            |
| Denmark        | 1            | 1          |               | 2            |              | 1          |
| France         |              | 1          |               |              |              |            |
| Germany        | 1            | 2          |               | 1            | 3            |            |
| Haiti          | 1            |            |               |              |              |            |
| Honduras       |              | 1          |               |              |              |            |
| Ireland        |              |            |               | 1            |              |            |
| Italy          | 1            | 1          | 1             | 1            |              |            |
| Netherlands    |              | 1          |               |              |              |            |
| New Zealand    | 1            | 2          |               |              |              |            |
| Nicaragua      | 1            |            |               |              |              |            |
| Qatar          |              |            |               | 1            |              | 1          |
| Spain          | 10           |            | 5             |              |              |            |
| Tanzania       |              |            |               | 1            |              |            |
| United Kingdom | 2            | 4          | 1             | 4            |              |            |
| <b>Total</b>   | <b>28</b>    | <b>14</b>  | <b>7</b>      | <b>17</b>    | <b>4</b>     | <b>2</b>   |

| <b>CIT</b>         | <b>Chem E</b> | <b>Civil E</b> | <b>ECE</b> | <b>MechE</b> | <b>MSE</b> | <b>BMD</b> |
|--------------------|---------------|----------------|------------|--------------|------------|------------|
| Chile              |               |                |            | 1            |            |            |
| China              | 1             |                | 3          |              |            |            |
| Dominican Republic | 1             |                | 1          | 2            | 1          |            |
| Ethiopia           |               | 1              |            |              |            |            |
| Germany            | 5             | 4              |            | 2            | 1          |            |
| Haiti              |               | 2              | 2          | 2            | 1          |            |
| Honduras           |               | 1              | 1          | 2            |            |            |
| Iceland            |               | 1              |            |              |            |            |
| Ireland            |               |                |            | 1            |            |            |
| Israel             |               |                | 1          |              |            |            |
| Italy              |               | 2              |            |              |            |            |
| Japan              |               |                | 1          | 3            | 1          |            |
| Morocco            |               |                |            | 1            |            |            |



| <b>Dietrich Col.</b> | <b>Econ</b> | <b>English</b> | <b>History</b> | <b>Info Sys</b> | <b>IPS</b> | <b>Mod Lang</b> | <b>Phil</b> | <b>Psych</b> | <b>SDS</b> | <b>Stats</b> |
|----------------------|-------------|----------------|----------------|-----------------|------------|-----------------|-------------|--------------|------------|--------------|
| Australia            |             |                | 1              | 1               |            |                 |             | 1            |            |              |
| Bolivia              |             |                | 1              |                 |            |                 |             |              |            |              |
| Chile                |             |                | 1              |                 |            |                 |             |              | 1          |              |
| China                | 1           |                |                | 1               |            | 1               | 1           | 1            |            | 1            |
| Colombia             |             |                |                |                 | 1          |                 |             |              |            |              |
| Costa Rica           |             |                | 1              |                 |            |                 |             | 1            | 1          |              |
| Croatia              |             | 1              |                |                 |            |                 |             |              |            |              |
| Czech Republic       | 1           |                |                |                 |            |                 |             |              |            |              |
| Denmark              |             |                |                |                 | 1          |                 |             |              |            |              |
| Dominican Republic   |             | 1              |                |                 |            |                 |             |              |            |              |
| France               |             | 4              |                |                 | 1          |                 |             | 2            | 1          | 1            |
| Germany              |             |                |                | 1               |            |                 |             |              |            |              |
| Ghana                |             |                |                |                 |            |                 |             | 1            |            |              |
| Guatemala            |             |                |                |                 |            |                 |             |              | 1          |              |
| Haiti                |             |                |                | 1               |            |                 |             |              |            |              |
| Honduras             |             | 1              |                |                 |            |                 |             | 1            | 2          |              |
| India                |             |                | 1              |                 |            |                 |             |              |            |              |
| Italy                |             |                | 1              |                 |            |                 |             | 1            |            |              |
| Japan                |             |                |                |                 | 1          |                 |             |              |            |              |
| South Korea          |             |                |                |                 |            |                 |             | 1            |            |              |
| Marshall Islands     |             |                |                | 1               |            |                 |             |              |            |              |
| Nicaragua            |             |                | 2              | 1               |            | 1               |             | 3            |            |              |
| Palau                |             |                |                | 1               |            |                 |             |              |            |              |
| Panama               |             |                | 1              | 1               |            |                 |             | 1            | 1          | 2            |
| Qatar                |             |                |                | 1               |            |                 |             |              | 1          | 1            |
| Russia               |             |                |                |                 | 1          |                 |             |              |            |              |
| Rwanda               |             | 1              |                | 1               |            |                 |             | 1            |            | 1            |
| Singapore            |             |                |                | 2               |            |                 |             |              |            |              |
| Spain                |             |                |                | 1               |            | 2               |             | 3            |            |              |
| United Kingdom       | 2           | 3              | 3              |                 |            |                 |             | 2            |            | 1            |
| Worldwide            |             |                |                |                 |            |                 |             |              | 1          |              |
| <b>Total</b>         | <b>4</b>    | <b>11</b>      | <b>12</b>      | <b>13</b>       | <b>5</b>   | <b>4</b>        | <b>1</b>    | <b>19</b>    | <b>9</b>   | <b>7</b>     |

| <b>Heinz</b>     | <b>Arts Mgmt</b> | <b>MISM</b> | <b>PPM</b> | <b>IS</b> | <b>MAM</b> |
|------------------|------------------|-------------|------------|-----------|------------|
| Cuba             |                  |             |            |           | 1          |
| Italy            |                  |             | 1          |           | 1          |
| Marshall Islands |                  | 1           |            |           |            |
| Nicaragua        |                  |             | 1          |           |            |
| Panama           |                  |             | 1          |           |            |
| <b>Total</b>     | <b>0</b>         | <b>1</b>    | <b>3</b>   | <b>0</b>  | <b>2</b>   |



| <b>MCS</b>         | <b>Bio</b> | <b>Chem</b> | <b>Math</b> | <b>Physics</b> |
|--------------------|------------|-------------|-------------|----------------|
| Australia          | 1          |             | 1           |                |
| China              | 1          |             | 1           |                |
| Costa Rica         |            | 1           |             |                |
| Dominican Republic | 2          |             | 1           |                |
| Germany            |            |             | 1           |                |
| Haiti              | 1          |             |             | 1              |
| Honduras           | 1          |             |             |                |
| Hungary            |            |             | 2           |                |
| Ireland            | 1          |             | 1           |                |
| Japan              | 1          |             |             |                |
| South Korea        |            | 1           |             |                |
| Luxembourg         |            |             | 1           |                |
| Madagascar         | 1          |             |             |                |
| Nicaragua          | 11         |             | 1           |                |
| Panama             | 8          | 3           | 2           |                |
| Portugal           |            | 1           |             |                |
| Qatar              |            |             | 1           |                |
| Rwanda             |            | 3           |             | 1              |
| Spain              | 2          |             |             |                |
| Switzerland        | 1          |             |             | 2              |
| Taiwan             |            |             | 1           |                |
| United Kingdom     | 1          |             |             |                |
| <b>Total</b>       | <b>32</b>  | <b>9</b>    | <b>13</b>   | <b>4</b>       |

| <b>SCS</b>         | <b>Comp Sci</b> |
|--------------------|-----------------|
| China              | 2               |
| Dominican Republic | 1               |
| France             | 1               |
| Haiti              | 1               |
| Italy              | 1               |
| Japan              | 4               |
| South Korea        | 1               |
| Sweden             | 1               |
| Switzerland        | 3               |
| United Kingdom     | 3               |
| <b>Total</b>       | <b>18</b>       |

| <b>Tepper</b>      | <b>Business<br/>Admin -<br/>UG</b> | <b>Industrial<br/>Admin -<br/>Grad</b> |
|--------------------|------------------------------------|--|
| Australia          | 1                                  |  |
| Brit. Virgin Isl.  |                                    | 39                                     |
| China              | 7                                  | 22                                     |
| Dominican Republic | 3                                  |  |
| France             | 3                                  |  |
| Germany            | 2                                  | 10                                     |
| Haiti              | 3                                  |  |
| Israel             | 1                                  | 17                                     |
| Italy              | 4                                  |  |
| Japan              | 1                                  | 11                                     |
| South Korea        | 1                                  |  |
| Morocco            | 1                                  | 9                                      |
| Panama             | 5                                  |  |
| Qatar              | 4                                  |  |
| Rwanda             | 4                                  |  |
| Singapore          | 1                                  |  |
| Spain              | 7                                  |  |
| United Kingdom     | 7                                  |  |
| <b>Total</b>       | <b>55</b>                          | <b>108</b>                             |

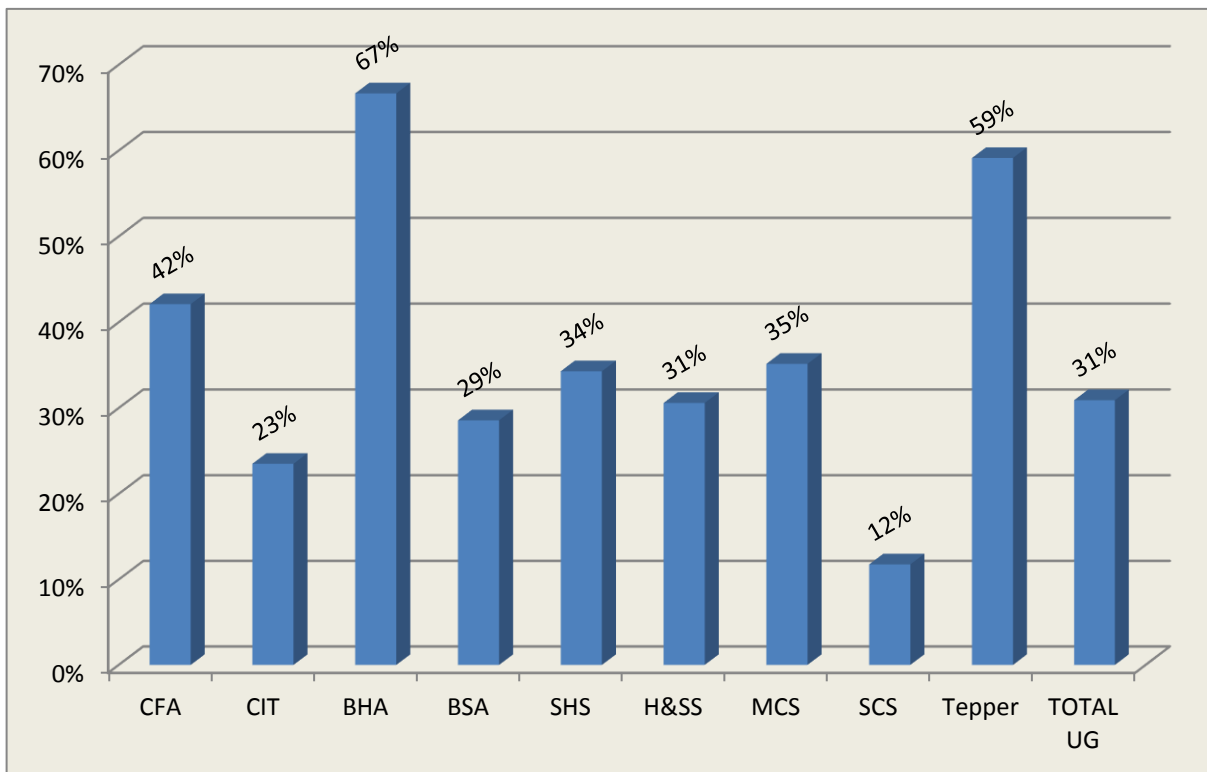
# Study Abroad at Carnegie Mellon University

## Academic Year 2015 - 2016

### Office of International Education

---

|              | Undergraduate<br>Study Abroad<br>Students | Undergraduate<br>Degrees Conferred | % Undergraduate<br>Students Who Study<br>Abroad While At Carnegie<br>Mellon |
|--------------|---|------------------------------------|---|
| CFA          | 72  | 171                                | 42%   |
| CIT          | 90  | 383                                | 23%   |
| CMU          |   |                                    |   |
| BHA          | 11  | 22                                 | 50%   |
| BSA          | 2   | 3                                  | 67%   |
| BCSA         | 2   | 7                                  | 29%   |
| SHS          | 12  | 35                                 | 34%   |
| DC           | 93  | 304                                | 31%   |
| MCS          | 58  | 165                                | 35%   |
| SCS          | 18  | 153                                | 12%   |
| Tepper       | 55  | 93                                 | 59%   |
| <b>TOTAL</b> | <b>413</b>                                | <b>1336</b>                        | <b>31%</b>  |



# Study Abroad at Carnegie Mellon University

## Academic Year 2015 - 2016

### Office of International Education

---

#### **CFA**

##### *Top Sending Departments*

Architecture (28)  
 Drama (17)  
 Art (14)  
 Design (7)  
 Music (4)

##### *Top Countries to Study Abroad*

Spain (15)  
 Cuba (13)  
 United Kingdom (11)  
 Germany (7)  
 Denmark (5)

#### **Dietrich College**

##### *Top Sending Departments*

Psychology (19)  
 Info Systems (13)  
 History (25)  
 English (11)  
 SDS (9)

##### *Top Countries to Study Abroad*

United Kingdom (11)  
 Nicaragua (11)  
 France (10)  
 Panama (7)  
 China (6)  
 Spain (6)

#### **CIT**

##### *Top Sending Departments*

Mechanical Engineering (25)  
 Electrical Engineering (23)  
 Chemical Engineering (21)  
 Civil Engineering (14)  
 Materials Science & Eng. (6)

##### *Top Countries to Study Abroad*

Panama (13)  
 Germany (12)  
 Nicaragua (8)  
 Haiti (7)  
 United Kingdom (6)

#### **CMU (BHA, BSA, BXA, SHS)**

##### *Top Sending Departments*

Art (5)  
 Chemistry (3)  
 Psychology (3)

##### *Top Countries to Study Abroad*

United Kingdom (4)  
 Japan (2)  
 Nicaragua (2)

#### **MCS**

##### *Top Sending Departments*

Biology (32)  
 Chemistry (9)  
 Math (13)  
 Physics (4)

##### *Top Countries for Study Abroad*

Panama (13)  
 Nicaragua (12)  
 Rwanda (4)  
 Switzerland (3)  
 Dominican Republic (3)

#### **Heinz**

##### *Top Sending Departments*

Public Policy & Mgmt (3)  
 Arts Management (2)  
 MISM (1)

##### *Top Countries for Study Abroad*

Cuba (1)  
 Italy (1)  
 Marshall Islands (1)  
 Nicaragua (1)  
 Panama (1)

#### **SCS**

##### *Top Sending Departments*

Computer Science (18)

##### *Top Countries for Study Abroad*

Japan (4)  
 Switzerland (3)  
 United Kingdom (3)  
 China (2)

#### **Tepper**

##### *Top Sending Departments*

Industrial Administration-G (108)  
 Business Administration-UG (55)

##### *Top (UG) Countries for Study Abroad*

China (7)  
 Spain (7)  
 United Kingdom (7)  
 Panama (5)  
 Italy, Qatar, Rwanda (4)

# Study Abroad at Carnegie Mellon University

## Academic Year 2015 - 2016

### Office of International Education

---

#### Notes:

#### 1. Type of Study Abroad:

CMU Programs includes Department Summer, Mini CMU, and Qatar-CA

Direct/External includes Direct Enrollment, External Programs, and Mini External

#### 2. Regions of Study

Regions revised in 2007-2008 based on Open Doors categorizations. North America includes Bermuda and Canada only. Latin America includes Caribbean, Central America & Mexico, and South America.